

# Table of Contents



1. Getting Started - Add your library
2. Navigation
  - a. Menu bar vs Tab bar
  - b. Toggle between libraries
3. Find books
  - a. Browse & search catalog
  - b. Sort and filter lists
4. Settings
  - a. Add Library
  - b. Login, logout





# Getting Started




# Add your library

## Steps

**Download** SimplyE from the Google Play store

**Tap** "Pick your library" to choose a library with whom you have a library card

**Tap** "Read Now" to access the SimplyRead collection to download and read without a library card





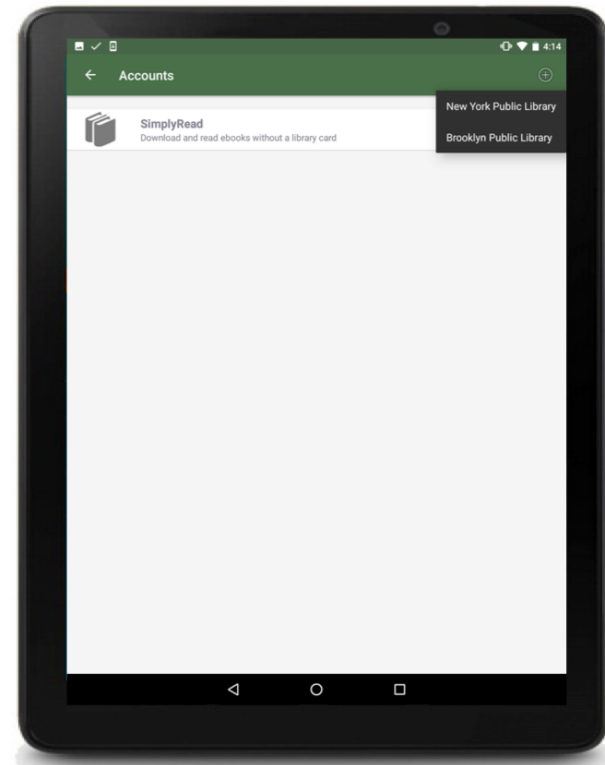
# Add your library

## Steps

**Tap** the library where you are a member

If you are a member of more than one library, start by choosing your primary library

You can add more libraries later under the Settings tab by tapping the plus sign in the upper right corner





# Navigation



# Menu bar and Tab bar

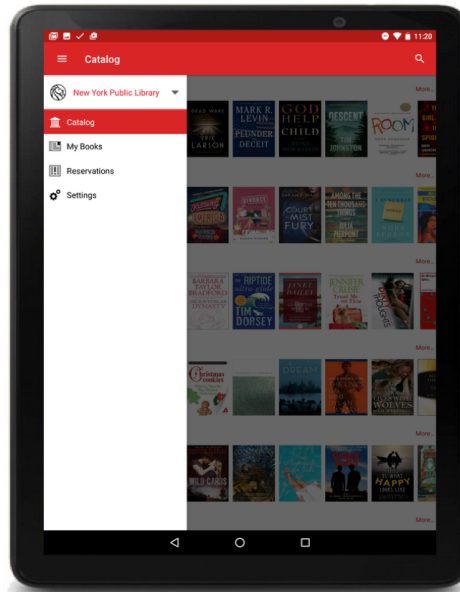
## Action Bar (Top)

The Action Bar has 3 elements:  
Menu icon, Current Menu name,  
and Search icon

- **Tap Menu** icon to open
- **Tap** menu items below as needed

## Menu Items

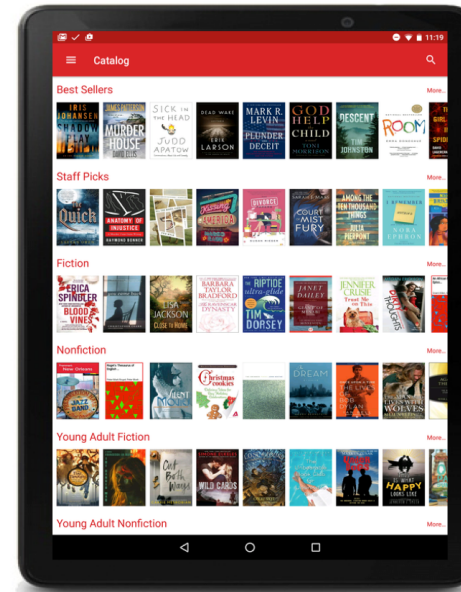

- **Catalog** to switch accounts
- **My Books** to see checked-out or downloaded books
- **Reservations** to see items on hold
- **Settings** to
  - Add library accounts
  - Log In/Out
  - View Licenses



## Device Buttons

Android devices have  
3 standard buttons

- **Back** to go back one screen
- **Home** to go to the device home screen
- **App switcher** to switch between open apps



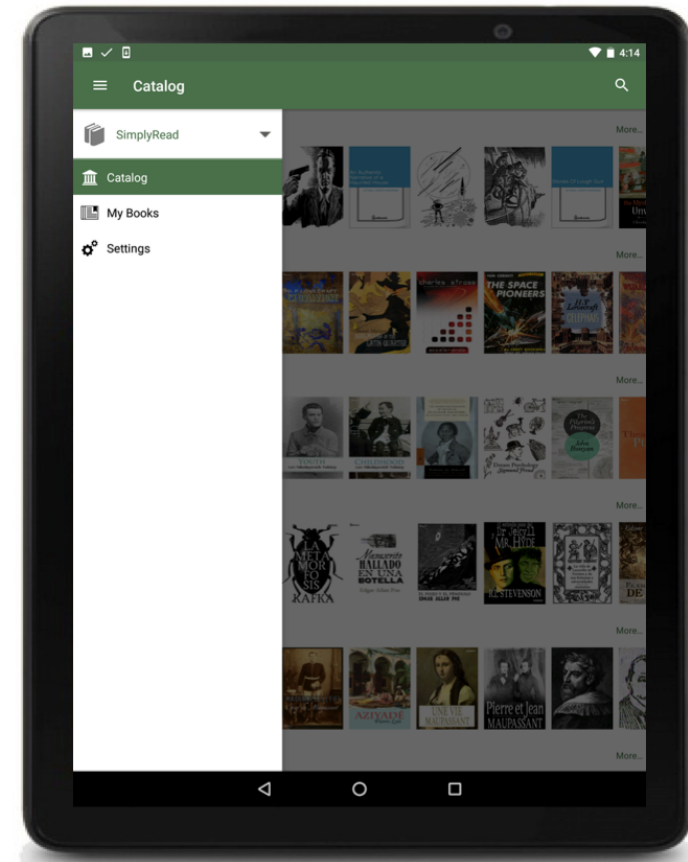


# Toggling between libraries

- **Tap** "Catalog" from menu to open selections
- **Tap** your library account

You can access the main menu from the action bar in **Catalog**, **My Books** or **Reservations** screens

It will take you to that respective library's Catalog





Find Books

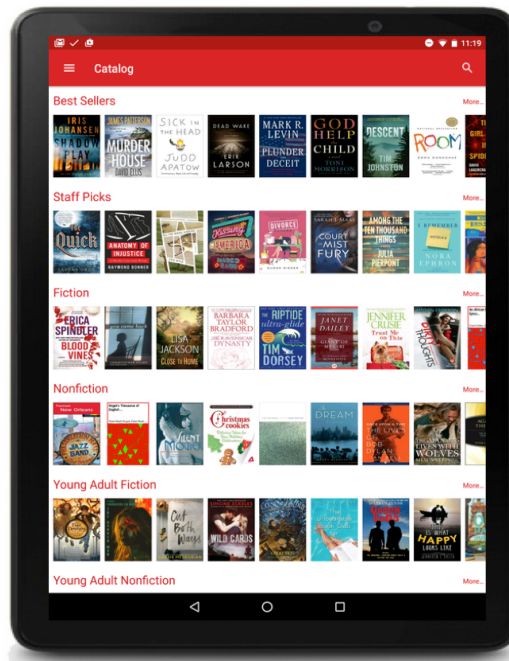




# Browse or search for books

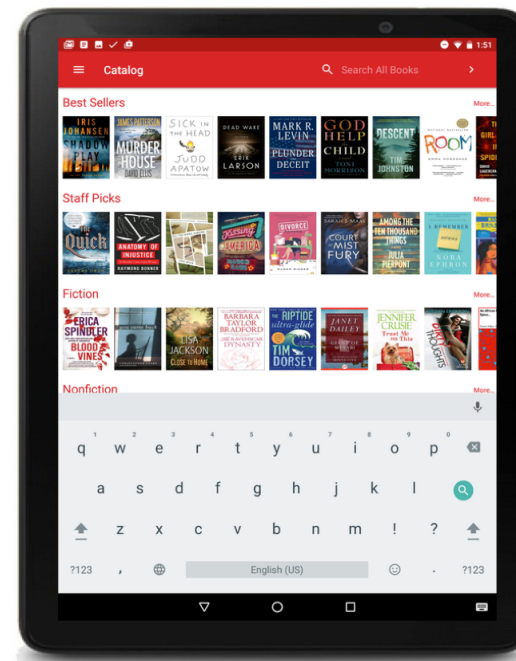
## Browse

- **Scroll up** and **scroll down** to look through categories.
- **Tap** the category title or **more...** to see additional titles in the category.
- **Swipe left** or **swipe right** within categories to see more recommended titles.
- **Tap** the cover to view more information about the book.



## Search

- **Tap** the **Search** icon in the upper right of the menu bar.
- Type the title, author or keyword to find matching works in the search box.

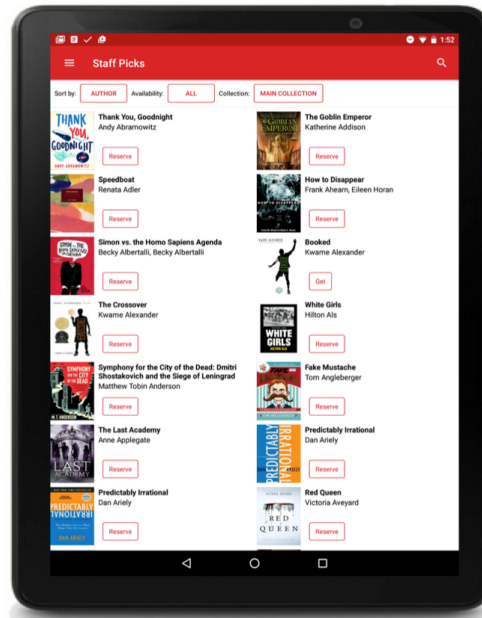




# Sort and filter lists

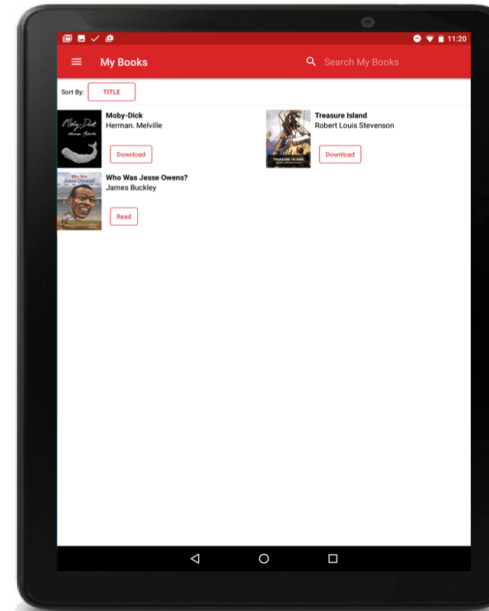
## In Catalog

- **Tap "Sort by"** to show sort by the following options:
  - Title
  - Recently Added
  - Author
- **Tap Availability** to filter items to the following options:
  - Available Now
  - Yours to Keep
  - All (both of the above)
- **Tap Main Collection** to show the following
  - **Everything**
  - **Popular books**
  - **Main Collection**



## In My Books

- **Tap Title** to sort by the following options:
  - **Title**
  - **Author**



### Note:

Button will be labeled with the active sort or filter parameter.